

FREE!

BLACK HILLS Builder

August 2013



ELEMENTAL *Design*

This month features...

LANDSCAPING



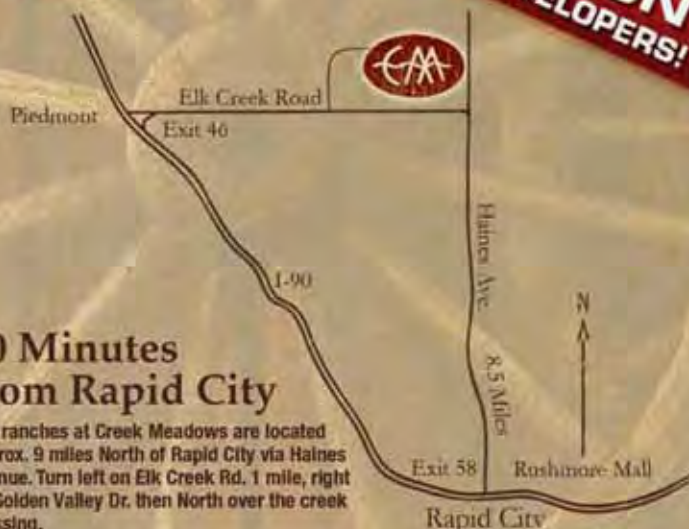


Creek Meadows

Premium 1.5 to 5+ Acre Lots Available!

Features

- Central water system, natural gas, underground power and communications to all lots.
- Protective covenants.
- View and creek front lots.
- All this only 10 minutes from Rapid City via paved roads.
- Premium 1.5 to 5+ acre lots from \$49,900 to \$109,900.
- Home prices can range from \$275,000 to 500,000+.
- Horse properties available.



10 Minutes from Rapid City

The ranches at Creek Meadows are located approx. 9 miles North of Rapid City via Haines Avenue. Turn left on Elk Creek Rd. 1 mile, right on Golden Valley Dr. then North over the creek crossing.

605-391-2205

Kent Hagg Owner/Broker


RANCHESATCREEKMEADOWS.COM

HAGGPROPERTIES.COM/RESIDENTIAL-PROPERTIES/

PREMIUM LOTS AVAILABLE IN TWO SELECT DEVELOPMENTS!

Special Prices & Terms for Builders.

WELCOME TO YOUR NEW NEIGHBORHOOD!
LESS THAN 5 MIN. SOUTH OF EAFB ON RADAR HILL RD.



NEW, QUALITY BUILT HOMES

- BUILD READY LOTS - STRONG SALES
- HOME PRICES RANGE \$170,000-\$265,000
- PAYMENTS STARTING AT LESS THAN \$900!
NO DOWN PAYMENT*

*BASED UPON V.A. OR SDHDA FINANCING



ON SITE SALES OFFICE!

MEET WITH EXPERIENCED BUYING
CONSULTANTS.
ONE OR MORE OWNERS ARE LICENSED REAL
ESTATE BROKERS.



Call 605-791-5005 or 605-390-6571 • Builders call 605-391-2205 • www.CheyennePass.com

CHOOSE THE ROOF THAT IS AS
BEAUTIFUL AS YOUR VIEW.



BRIDGERSTEEL
CREATE LASTING BEAUTY

ARCHITECTURALLY APPEALING ROOFING AND SIDING

WWW.BRIDGERSTEEL.COM

1.877.STEEL.MT

Black Hills Builder Magazine is the pre-eminent source of home improvement, redecorating, remodeling, and home buying information in the Black Hills region.

Publisher

Michels Communications

Sales

Representative

Jessica Meza

Creative Director

Judee Kleinsasser

Design Artist

Megan Jung

Photography

Steve Reffey Photography

Black Hills Builder Magazine is published monthly by Michels Communications in cooperation with the Black Hills Home Builders Association (BHHBA).

We encourage local home improvement professionals and contractors to submit articles. All articles are subject to publisher's editing and approval. Please send your articles to:

Black Hills Builder Magazine

605-430-6706

jessica@michelscom.com

For advertising rates,
please contact us.

Copyright 2013 Michels Communications Corporation. All rights reserved.

No part of this publication may be reproduced or transmitted in any form or by any means without the expressed written permission of Michels Communications.



PRESIDENT'S MESSAGE

August is a wonderful time of year to work outside. There is still time to make your yard look great for the remainder of summer, and it is never too early to start prepping your yard for fall and winter. This issue of Black Hills Builder Magazine will focus on landscaping.

The landscaping of a home plays a large role in many factors of home ownership. If you want your yard to look nice, it is important to have good landscape designs. If you are a regular entertainer at your home, the landscaping usually makes the first impression on your guests. The first impression made by landscaping is also a very important factor when trying to sell your house.

The dates for the Fall Parade of Homes are October 5th and 6th, so be sure to mark your calendars to attend! We are looking forward to another great Parade, filled with homes from some of the best builders in the Black Hills. The October issue of Black Hills Builder will be the official Fall Parade of Homes guidebook, so don't forget to keep picking up this magazine.

Be sure to browse this issue of Black Hills Builder to get some great ideas for your own home. Some projects in here are tasks that you might be able to get done on your own, other bigger projects are better left to a BHHBA member professional. If you ever need help finding a BHHBA member to help you accomplish your home projects, don't hesitate to browse our website at www.blackhillshomebuilders.com.

Until next month,



Rick Askvig,
President, BHHBA



TNT HOMES & CONSTRUCTION, LLC

EST. 2007

Valley Heights Estates. Large Lots. Great Views. Homes starting at \$189,900.



**TONY AND FORREST
THOMPSON**

(605) 545-0685

**Quality Craftsmanship
& Cost Saving Ideas**

Family Owned & Operated

FEATURED ARTICLE 08

Elemental Design

By: Shannon Schad
with Shannon Schad Design
& Construction LLC

FEATURED BUSINESS 16

In Rob Heckel's World,

He's ALWAYS Building

By: Rob Heckel & Molly Barari
with Heckel Construction

DESIGNER'S ROOM 22

Protecting Your Investment

By: Kevin Burg
with WaterTree Water
Conditioning/Pool & Spa Center

FEATURED BUSINESS 28

Precision Mechanical Aims for

Quality as Premier Lennox Dealer

By: Rocky Hamley & Molly Barari
with Precision Mechanical

BLACK HILLS HOME BUILDERS ASSOCIATION 34

*Caring for Your Lawn in
Arid Summer Months*

FEATURED BUSINESS 36

Weather-Tite Exteriors: Pioneering

"Hydro-Stop" in Rapid City

By: Christian Dietz & Molly Barari
with Weather-Tite Exteriors, LLC

KEEPING AWAY SUMMER PESTS 42

By: Judee Kleinsasser



CUSTOM HOMES & GENERAL CONSTRUCTION • REMODELS • DECKS

CASCADE CONSTRUCTION



Chad Meissner

605-391-0928

P.O. Box 9024 Rapid City, SD 57709



www.cascadeconstructionsd.com

**We Proudly Use The
Following Quality Products:**

Andersen
WINDOWS • DOORS



BAYER BUILT



800-843-3321

WWW.DAKOTACRAFT.COM

ELEMENTAL *Design*



Shannon Schad
605-716-5590



Shannon Schad Design & Construction, LLC.



Beyond the horizon, on the edge of the Black Hills of Wyoming, sits a monument to the mastery, integration, and preservation of the wild. Somewhere out there, a herd of elk migrates through the land, as ranch hands drive cattle out to pasture. As you drive up the winding dirt road onto the Rocking D Ranch, you realize you haven't seen anything like this before. A split-rail fence parts around a custom archgate leading to a masterfully-constructed home designed by Shannon Schad Design & Construction. Sitting atop a ridge that overlooks a valley, in the middle of an expansive ranch with pastureland and mountains reaching to the far distance, you can tell the site was picked with care.

But it wasn't just for the view.

Schad and the homeowners had some green ideas for the design, in addition to building the home as if it had been there for over 100 years while creating a striking and impressive layout. As you walk up the remaining driveway, you notice what makes this house different- complete use of local and natural materials dominate the structure. Obviously picked and designed by hand from the ground up, you marvel at the masterwork of wood, stone, iron, and steel. The majority of the home is ornamental by choice, but actually structural by design.

Continued on page 10





Continued from page 9

The reclaimed wood Schad and his team gathered from barns and homesteads on the property- cut, moved, and sized to fit -wasn't just used for TV cabinets or picture frames. The best pieces were combined with sustainably-sourced fir timber in a design that supports the structure, looks incredible, and takes your breath away at the same time.

The front portico is the best example, featuring four drystack columns of Gold Creek Ledge Stone from Dakota Stone in Hill City. Rising out of the ground, and as tall as a man, these structures have the supporting timbers set directly in; and the resulting trusses support the enormous portico, which in turn supports the timbers leading into the house. Nature itself, carefully modified, rises out of the earth to form this home. Simply put? Beauty and genius combined.

Even the roof was no simple endeavor. Made of cold-rolled steel, the sheets were fitted together and accented with lightning rods, which connect directly to the grounding system. This home isn't just constructed from the elements; it exists among them. The roof merges into an overhang that wraps around the house, designed to block midday sun. Where the timber merges into corners, it's beautifully

Continued on page 12





Continued from page 10
dovetailed- yet another example of classic, functional design.

Integrated into the timber outside is another example of the many master crafters whose hands touched this home. Handmade steelwork by FireForge Steel, a clearly authentic and artisan process, is riveted to the wood. On the overhang, the gutters immediately draw your attention. Crafted from reclaimed well casing, the gutter system empties over a drain that flows down the cliff. Like the stone columns and the timber, this steel will adopt a natural patina over time, as nature goes about its reclamation. And as solidly and carefully built as everything is, the materials outside will eventually integrate (rather than destruct) with nature.


Walking through the gallery entry, you can clearly see that the overhang blocks none of the view- just the extra heat. As you enter, the impression is immediate. Beyond the door, itself a marvel of antiqued fir and knotty alder, you take in the hand-scraped hickory floors by Woodland Flooring. The elements inside, much like those outside, lend a sense of freedom and openness to the home. Wood and stone flow together, accented by carefully-picked rugs, carpets, and furnishings. It feels like an old Western lodge, scaled to livable space and modernized.

Moving down the entry toward the master bedroom, the hallway opens. It's easy to see that each room, each detail, was given specific thought every step of the way. The office adjacent to the bedroom features a handmade coffered ceiling of knotty alder, and there's even

more customization to be found. Through the bedroom, you discover a bathroom unlike any you've seen. Brushed Travertine stone and a natural paint color combine to add warmth, creating a comfortable haven. The sink and bathtub are next to each other to your left, built into the wall and designed into the room for ease of access and aesthetic beauty. Opposite the walk-in shower, where light gently filters in through Marvin windows, you encounter a beautifully spacious closet, filled with plenty of useable, functional space. Like every room here, the space was customized with the homeowners in mind.

"The homeowners were an integral part of the design process," says Schad. "They worked with me every step of the way, from materials selection to floor-planning. In fact, the layout of the main floor was

Continued on page 14





QUALITY
ROOFING & CONSTRUCTION

PO Box 9279
Rapid City, SD 57709
605.355.0592
josh@qualityroofingrc.com

www.qualityroofingrc.com



EXTREME
HEATING & COOLING SYSTEMS, INC.

- *Service all makes and models
- *Certified Carrier dealer
- *24 hour service
- *Free estimates

Owner: John Gehlsen
Phone: 605-391-3939



Writers Needed

We are looking for talented writers that know how to
tell a story with their words
for our three publications: *Black Hills Builder*,
Horse Country Living and *The Motor Market*.

Photography added in a box. Send your resume and samples of your work to advertising@blackhillsbuilder.com



Continued from page 12
specifically designed to accommodate high-traffic areas and natural gathering spots. A lot of the dimensions took into account pre-determined furniture sizes. Everything was customized and planned out down to every detail."

The single biggest marvel of the home announces itself as soon as you find your way back to the entry, and into the kitchen and living room area. A large chimney, expertly crafted by Wilen Masonry, is made of the same Gold Creek stone as the columns outside. Drystack masonry on this scale is almost unheard of- it weighs 120,000 pounds (60 tons). If that wasn't incredible enough, the structure itself rests on a single 6,200-pound (3-ton) piece of Chief Cliff stone.

"That was our biggest challenge," says Schad. "Not in just terms of moving the stone, but for the simple fact that there are not many masons left that can build a true masonry fireplace."

The areas themselves are connected, with no separating walls. Enormous sliding glass doors reveal a gorgeous patio, where the second chimney rises out of the earth. This middle area, the largest in the house, feels at once rustic, palatial, and comfortable. Normally such a feat would be difficult to accomplish, at best; but with Schad and the homeowners working together, it's evident how competing aesthetics can come together in a labor of love.

Like the bathroom, the kitchen features built-in LED toe-kick lighting by Sound Pro, which illuminates every main path after dark. Granite by Moda Stone perfectly complements Dakota Kitchen's alder cabinets, which flank the creative backsplash- more Gold Creek stone, cut into tiles. A pounded copper barnsink completes the kitchen, adding a colorful flair to an already amazing space. The light fixtures were a team effort between BES Lighting in Rapid City and another lighting store located in Sioux Falls, SD, while the handmade pieces were purchased by the homeowners from different local artists.


In fact, every craft and design team that took part in the process did some unparalleled work- from American Electric's wiring, to Black Hills Custom

Painting's staining and lacquering, to Hills Interiors' carpeting and flooring, and everything in between.

Moving to the garage, you're directed to a door leading down to the machine room. Here's where the hidden elements in the design make themselves evident. This house, a mastery of hand-worked nature, is in fact a fully automated smarhome, built for technological control by Sound Pro. Accessible anywhere in the world from a tablet PC, the hardware systems of the house can be utilized to change the lighting, access the security system, modify surround sound, and more. Black Hills Geothermal installed the geothermal system, the manifold in the machine room dictates the flow of energy from the earth directly into a 4-inch concrete substructure that heats the entire floor. Truly a miracle of modern green engineering, this system takes energy straight from the earth, instead of the power grid.

As you travel back inside, through the expansive yet comfy living room, you walk through the giant sliding glass doors and into the backyard. You've seen some of this from inside, but nothing quite prepares you for the reality. The view stretches from horizon to horizon, past pasture and prairie on to mountain and sky. The valley below drops to a pastoral green- and tan-hued field. The view become only more enjoyable when you see more of Schad's custom handiwork outside, complete with firepit, hot tub, and full-feature grill area. In another moment of creativity, they decided to add a golf tee right near the edge of the ridge. Paver stones spread out underneath the pergola, and you can easily imagine relaxing with family and friends, taking in the untouched landscape. With zero light and sound pollution, out in the Wyoming wilderness, you truly get a sense of the vision Schad and the homeowners had.

"It took us about 15 months to build, but we're pretty happy with the result," says Schad.

It's easy to see why. Somewhere beyond the horizon, rising up out of the Wyoming wild, sits a marriage of form and function. Bolstered by crafting of the elements, the result is unarguably a masterwork of elemental design. 

LOCAL DEALERS & LOCAL SUPPORT



Brian Blair & Troy Dunn

The **Satellite connection**



DIRECTV
AUTHORIZED DEALER

605-561-0342

SOMETHING'S NEW at
SWANK SPACES

NOW AVAILABLE **WELLBORN**
CABINET, INC.
WWW.WELLBORN.COM

VERSATILE AND ELEGANT WITH 20,000
COLOR AND DOOR STYLE COMBINATIONS



Your One Stop Home and Organizational Specialists

WWW.SWANKSPACES.COM • 3006 W. St. Louis, Rapid City, SD 57702 • 605-348-0542

The Genuine. The Original.



Our Name Sets The Standard
Overhead Door Company of Rapid City

Serving the Rapid City area since 1963

3110 Cambell Street, Rapid City, SD
605-343-8300
www.ohdrapidcity.com

A Variety Of Styles & Price Ranges
Come Visit Our Showroom & See What We Have To Offer



In Rob Heckel's World, He's ALWAYS Building

Rob Heckel constantly builds things in his head, visualizing the end products before they're even started. His main thrill in life is making his visualizations realities.

The owner of Heckel Construction Inc. – which has operated in Rapid City for the past year – is used to employing visualization techniques in many areas of his life.

Being able to anticipate scenarios and act quickly were essential during Heckel's time as a military pilot in Iraq. After being in the Marine Corps for four years, he joined the National Guard in 2007. Heckel prides himself on being able to fly anything. He has flown a Snook

Helicopter – which costs a hefty \$5,000 in fuel for an hour of flying – a C12 passenger aircraft and a C23 cargo aircraft. He's been a pilot for a total of 10 years, thriving on the adrenaline rush that flying provides.

Throughout his military career, Heckel traveled to over 20 countries and saw countless people and places, earning the military rank of CW2.

When he returned from Iraq a year ago, he decided to try something new – a skill he'd been cultivating his entire life: construction. "The best decision I've ever made was starting Heckel Construction!" he said enthusiastically.

He learned how to build after spending countless summers helping his father, who is a general contractor at Falls City Construction in Sioux Falls.

The entrepreneurial spirit courses through Heckel's blood, as he comes from a long line of successful business owners. His mother owns a painting business; his uncle is a photographer; his father is a builder; and his grandfather sold a large inventory of used furniture at his shop in Aberdeen.

His family's impressive example has helped mold Heckel's solid work ethic. In his construction business, he does

Continued on page 18



11679 W. Hwy. 44,
Rapid City, SD 57702
(605) 877-0036

contact@heckelconstruction.com



www.heckelconstruction.com



"Rob was very conscientious and easy to work with – and we appreciated that he never left a mess. It was a wonderful experience working with him all around."

Continued from page 16

most of the building himself and uses a minimal amount of subcontractors for the rest.

Heckel focuses mainly on new residential construction projects in the Black Hills. He also does remodeling projects, building new kitchens, baths, decks, and home additions – including flooring and painting. He offers window placement services, as well as siding, soffit, shingling, and roofing. Heckel can also help restore damage from fires, floods and storms. If you have a home project of any size, Heckel will visualize the job and work diligently until he completes it.

Customers first meet with Heckel to determine their needs and desires for their home projects. Heckel likes to view each project site early on to get a feel for the work needed. "I know myself and my abilities well. I only bid on projects that are a good fit for me."

After an initial client meeting, it's time to discuss details like dollar estimates and

timelines. Next, Heckel meets with the design team at Knecht Home Center to discuss the entire scope of the project. He usually gives clients an allowance for items such as lighting, flooring, and appliances so that they can find items well within their budgets.

Heckel never abandons a project in the middle of the building process – he always completes it before moving on to the next project. He strives to balance his projects so that he can have more than one going simultaneously, with subcontractors assisting when needed.

"I care about my customers. They are some of my best friends. Meeting cool new people is the best part of my job," said Heckel affectionately.

He is a self-described perfectionist, who also calls himself dedicated, safety-conscious and a good communicator.

"My strength is being able to work with many different kinds of personalities," said Heckel. He is motivated by his powerful





desires to succeed and to support his family. "I also have the honor of working with great quality subcontractors and the best building products in the industry."

Everything Heckel builds is designed for optimal energy efficiency. He is Energy Star-certified as well as lead certified, which means he is capable of doing repairs, renovations and painting on a house that has been tested positive for lead paint. He is also a member of the Black Hills Home Builders Association.

When he's not building, Heckel enjoys riding his Dyna Fat Bob motorcycle – complete with custom pipes – all over the Black Hills. "I'm a speed junkie," admits Heckel, "so anything with a big motor that goes fast is awesome!"

Heckel also loves spending time woodworking, when he's not busy doing family activities with his wife and two kids.

"The most valuable lesson I've learned in my career is to find like-minded people to do business with," confided Heckel. "It makes the whole process a lot more fun and enjoyable!"

Many of Heckel's clients couldn't agree more – they absolutely loved doing business with him. Here's what a few had to say:

"We wanted a larger deck for our Sheridan Highlands home, and we also wanted to turn a basement closet into a game room," said client Angela Vancas. "Rob did an excellent job with both projects, but we were especially impressed with the deck, which wasn't easy to build in the steep Black Hills. Our beautiful new deck is sturdier and twice as big – sitting 13 feet in the air!"

"Rob was great about coming up with deck designs that wouldn't mess up the placement of our hot tub or cover up the patio," said Vancas. "He answered the phone on every ring, was a great listener, and always cleaned up thoroughly after a day's work. My husband Ivan and I would highly recommend Heckel Construction."

Paul and Dawn Handshue wanted a more spacious master bedroom. Heckel suggested knocking out a wall and using an office

Continued on page 20



GRANITE GUYS

- Custom Countertop Fabrication & Installation of Natural Stone & Solid Surfaces
- Residential & Commercial
- Professional & Superior Service

(605) 484-1496

Brandon Powles

Jesse Gingras

Conserve energy for your future
with energy-efficient appliances.

**GO GREEN.
GET GREEN.
GET GOING!**

Montana-Dakota Utilities Co. has conservation rebates available to its South Dakota natural gas customers. Purchase and install high-efficiency natural gas heating or water heating equipment and save energy and money.

For more information regarding Montana-Dakota's conservation rebates, visit montana-dakota.com.



*In the Community
to Serve*

Continued from page 19
space to expand the bedroom to the size they wanted.

"I would call Rob's work pure genius," said Dawn. "By using his creativity, he was able to extend our master bedroom 3 and a half feet deeper. The room is more comfortable, better lit, and more accommodating of our king size bed. It feels like the room coordinates with our home now. Rob basically revolutionized our master bedroom!"

Added Paul, "Rob was very conscientious and easy to work with – and we appreciated that he never left a mess. It was a wonderful experience working with him all around."

For more information about Heckel Construction, visit www.heckelconstruction.com or call 605-877-0036.

Molly Barari



Molly Barari is a Rapid City-based freelance writer and online marketing coordinator. In addition to Black Hills Builder, Molly has been published in Black Hills FACES, Black Hills Woman, 605 Magazine, Horse Country Living and Yahoo! Shine. Molly loves traveling, yoga, indie music, fine art, pedicures, wine tasting and dark chocolate. She is a recent newlywed who married her husband David on Valentine's Day.

molly@michelscom.com



Congratulations to

JAMESON ASBRIDGE
for being recognized by the
Professional Remodeler
Magazine's 40 Under 40!

forty
UNDER **40**

The Future's **BRIGHT** for Young Remodelers

605-716-2266

1141 Deadwood Avenue, Suite # 6, Rapid City, SD 57702



LIKE US ON FACEBOOK

www.facebook.com/DreamMakerRC

DreamMaker
Bath & Kitchen
Independently Owned & Operated Franchise

laminate

Dimensions
INDUSTRIES

Bianco Romano Laminate
Valencia Edge

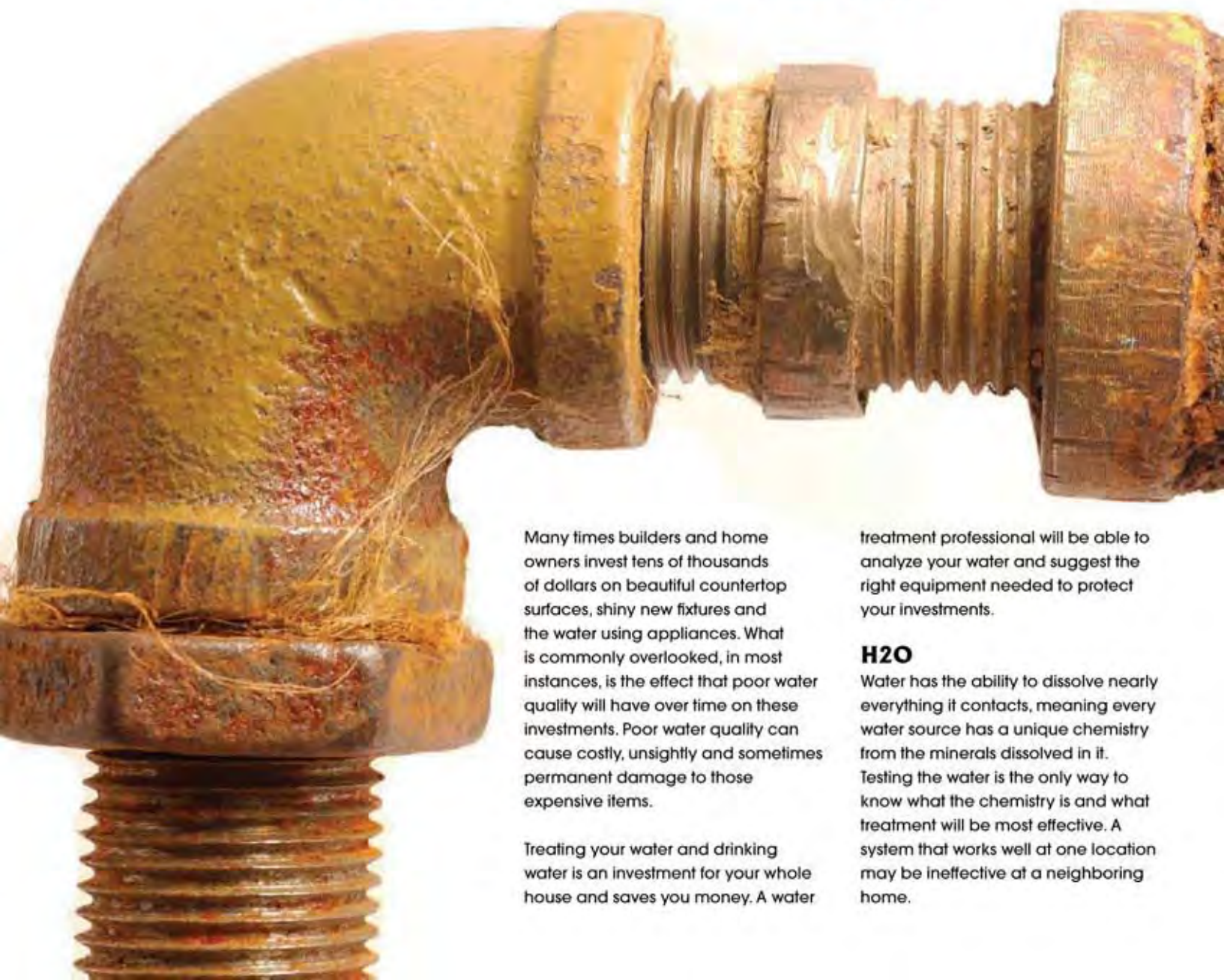
CS CREATIVE
SURFACES
Of The Black Hills

1501 E. Centre Street
Rapid City, SD
Ph: (605) 348-8411
Fax: (605) 348-8422

www.creativesurfaces.com



Protecting YOUR Investment



Many times builders and home owners invest tens of thousands of dollars on beautiful countertop surfaces, shiny new fixtures and the water using appliances. What is commonly overlooked, in most instances, is the effect that poor water quality will have over time on these investments. Poor water quality can cause costly, unsightly and sometimes permanent damage to those expensive items.

Treating your water and drinking water is an investment for your whole house and saves you money. A water

treatment professional will be able to analyze your water and suggest the right equipment needed to protect your investments.

H2O

Water has the ability to dissolve nearly everything it contacts, meaning every water source has a unique chemistry from the minerals dissolved in it.

Testing the water is the only way to know what the chemistry is and what treatment will be most effective. A system that works well at one location may be ineffective at a neighboring home.



WATERtree™

WATER CONDITIONING

2447 W. Main St., Rapid City, SD 57702
605.343.7123
www.watertree-rc.com

Kevin Burg

Water Treatment Specialist
WaterTree Water Conditioning
2447 W. Main St.
Rapid City, SD 57702
kevin.burg@watertree-rc.com

Bio: Kevin began his water treatment career in Hot Springs, SD in 1973. He owned a water treatment business in Hillsboro, ND from 1976-2010 while serving as mayor of the town from 2006-2010. Kevin and his family moved back to the Black Hills in 2010 and has been employed at WaterTree since. With 30 years experience, Kevin has seen many changes in the water supplies and meets new challenges with each year.

If your source water is municipal, they are required to provide an annual water analysis. If your source is a private well, you can pay a testing lab for analysis or have a water treatment company test your water (usually at no charge for basic testing).

WATER TREATMENT

According to the United States Geological Survey all the major aquifers and most of the surface water supplies in the Black Hills area are classified as hard to very hard water. Many water supplies also have significant iron, manganese and

dissolved solids concentrations. Some of these water supplies even contain radionuclides, arsenic and sulfates.

Common aesthetic issues of poor water quality are often noticeable, such as staining or scaling of fixtures and appliances. Iron can cause reddish or brown stains while manganese will show as black or gray staining. Hardness and high dissolved solids cause scale buildup or spotting on fixtures and dish ware.

Unfortunately many home owners discover these issues after the home

Continued on page 24





Iced Tea brewed for 5 minutes. The cup on the left was made with tap water with total dissolved solids (TDS) measuring at 800 while the cup on the right was made with reverse osmosis water with a TDS of 10.



Iron in your water source can cause unsightly stains in your showers, sinks and toilets.

Continued from page 23

is completed and budgets have been depleted. This often results in a do-it-yourself fix that many times only masks the problem or worse yet, nothing is being corrected.

Proper water treatment is also environmentally friendly. Softened water prevents scale buildup in water heaters, dishwashers and plumbing in turn reducing their energy use and reduces the amount of soaps and cleaners used throughout the household.

DRINKING WATER

Drinking water issues can be more subtle, although many times water will have bad taste or odors. The more serious problems, radium, arsenic and bacteria, are tasteless and odorless. High chlorine and dissolved solids will cause a bitter taste or cloudy ice cubes and will affect the taste and appearance of beverages, especially coffee and tea.

A reverse osmosis system eliminates the need for bottled water, reducing the amount of waste to landfills. A reverse osmosis system is like a home security system for the water that you consume. It will remove up to 99% of all man made and natural contaminants, such as radium and sodium, from your drinking water, making it safe and more satisfying.

All of these water quality concerns can be avoided by getting your water tested by a reputable water treatment professional, preferably before construction, and getting the

Continued on page 26



BLACK HILLS Builder

Your number one home resource is in print, on-line and now...



WE'RE on
FACEBOOK!

Check out our discussions and photos!

Become Our Fan Today!

www.BlackHillsBuilderInfo.com



FOREST EDGE townhomes

Luxurious Living by Lage Construction

Call 605-348-0542 for pricing, information & to reserve your unit today!
LageInc@rap.midco.net
LageConstruction.com

CONVENIENT, PRIVATE LOCATION • LOW MAINTENANCE
 LOCATED OFF CORRAL DRIVE IN SOUTHWEST RAPID CITY

Water Impacts Every Room In Your Home



Kitchen



Housekeeping



Bathroom



Laundry

- WaterTree provides the **most advanced features** in salt and water saving technology.
- We have the regions **most qualified and dependable** Water Treatment Service Techs on all major brands.
- We are proud to be a Hellenbrand Dealer providing **reliable, cost effective, American made water treatment equipment.**



www.watertree-rc.com



RAPID CITY • 2447 W. Main St. • 343.7123 SPEARFISH • 3355 E. Colorado Blvd. • 642.0111



14085 Mountain View Lane, Rapid City, SD 57701

mail@jjcustomhomes.com

605.390.3359 • www.jjcustomhomes.com

Playing around with colors for our newest project!



The perks of technology, being able to see your home in 3-D and change colors simultaneously.



Everyone Deserves a "Custom Home"
Let J&J Show You the Door to Your Dream

Continued from page 24
proper water treatment appliances installed. This will prevent costly damage and save the homeowner money.

FILTRATION

Filtration is the most common form of water treatment currently used. The standard filter consists of a disposable element or media cartridge and a housing installed close to where the water enters the home. Filtering can be effective in removing particles that are suspended in water such as sediment or oxidized minerals, iron or manganese. Filtration has little or no effect on dissolved solids and hardness. Unfortunately, in many do-it-yourself situations filters are misapplied.

Most retailers market small filters as 'whole house' even though the specifications list a flow rate of less than 5 gallons per minute (gpm). The average home needs a flow rate of 8-12 gpm while some larger homes require 12-18 gpm flow rates.

SOFTENING

Water Softening is the second most common form of home water treatment. A water softener treats water by the process of ion exchange. As water flows through the tank, filled with ion exchange (softening) media, the dissolved calcium and manganese minerals are exchanged for sodium, removing them from the water and making it soft. The removed minerals are stored in the media and periodically discharged to the drain.

Softeners have a variety of features and efficiency rates that need to be sized according to the hardness and volume of water used. Softeners can even reduce the content of some types of iron and are very effective in treating manganese.

With the proper water treatment, your investments and health will be protected.



2447 W. Main St.,
Rapid City, SD 57702
605.343.7123

www.watertree-rc.com



MODA-STONE
STONE COUNTERTOPS

1116 Jackson Blvd., Rapid City, SD 57702 • 605-388-6114

WE WORK DIRECTLY WITH HOME BUILDERS





14783 Sunlight Dr.,
Rapid City, SD 57703
(605) 209-3277

We Proudly Use:



800-843-3321
WWW.DAKOTACRAFT.COM



STOP
paying
too much
for your
mortgage



DROP
by any of our
locations and
refinance
into a better loan



ROLL
in all the cash
you save by
refinancing
with Highmark



Call 1-800-672-6365 or visit www.highmarkfcu.com

725 Fifth Street • Rapid City, SD 57701
605-716-4444

602 Mt. Rushmore Rd. • Custer, SD 57730
605-673-4444

146 W. Illinois, Suite B • Spearfish, SD 57783
605-722-4444

FEATURED BUSINESS



Residential & Commercial
Heating, Ventilation & Air-Conditioning Installation & Service

605 341.7618



Precision Mechanical AIMS FOR QUALITY as Premier Lennox Dealer

Out of the dozens of heating and air conditioning professionals in Rapid City, there are only four businesses who have earned the distinction of being Lennox Premier dealers. Precision Mechanical, located at 5700 S. Highway 79 E-3, is one of them.

It's not easy to become a premier Lennox dealer, according to Rocky Hamley, who serves as co-owner and project manager at Precision Mechanical. The company's main focus is installing commercial and residential HVAC (heating, ventilation and air conditioning) systems.

To become a premier Lennox dealer, businesses like Precision Mechanical must meet standards set by Lennox. One of the most important rubrics consists of a customer grading system. Precision Mechanical must meet certain standards to maintain its rating and status as a Lennox provider.

Why are Lennox systems considered so prestigious? For one, they focus on being energy-efficient, with solid geothermal and solar-efficient properties.

Hamley explained, "In addition to being energy-efficient and technologically-advanced, they are quiet systems which hum along peacefully. They also contain great warranties.

"They are the Cadillacs of HVACs," he concluded with a grin, adding that since Lennox believes so strongly in their products, "so do we."

One requirement for Lennox dealers is that they must be on call 24 hours a day, seven days a week, to maintain and

Continued on page 30



5700 S. Highway 79 Unit E.,
Rapid City, SD 57702

Tel: (605) 341-7618 • Fax: (605) 341-7619

*Phones Answered 24 Hours





Continued from page 28

service their equipment. Hamley noted that while Precision Mechanical most often installs and repairs Lennox equipment, they can service other brands as well.

Although Precision Mechanical worked hard to earn its reputation as a premier Lennox dealer, Hamley is no stranger to the electrical design realm.

He studied engineering at South Dakota School of Mines & Technology, then worked as a consulting engineer in Colorado – designing electrical and plumbing systems.

Seven years ago, Hamley started Precision Mechanical with Steve Van Dam, his business partner and Precision Mechanical's project superintendent.

"Precision Mechanical wouldn't be where it is today without Steve," said Hamley. His warm tone of voice conveys his deep admiration and respect for his business partner and friend.

"We always try to make it right for our customers, or we don't feel good at the end of the day."

Hamley explains that he worked with Van Dam on several projects prior to going into business together, so he knew he trusted Van Dam's quality of work. The two get along famously on a personal level and complement each other's work styles.

"I couldn't do what Steve does, and he couldn't do what I do," admitted Hamley – who works in the office handling estimates and quotes. Van Dam works hands-on in the field – pouring his blood, sweat and tears into each project. With the two's combined talents, Hamley is happy to acknowledge that business is booming.

Precision Mechanical only employed three workers when the company launched. Now, seven years later, there are 36 employees. This proves that the business has grown and prospered in a relatively short amount of time.

What has inspired people to return to Precision Mechanical time and again? "Our good reputation," answered Hamley, "both among employees and customers. We strive to offer quality with precision in everything we do."

Hamley said that Precision Mechanical's employees receive some of the industry's greatest training and benefits – which encourages workers to stay and thrive there. "Most of our workers have been here since the beginning. Our guys take a great deal of pride in their work – and our goal is to retain the best employees. We don't have a lot of turnover."

Precision Mechanical stands out among Black Hills companies for many reasons. Perhaps the most unique reason? It is a small business owned by a disabled veteran. Because Hamley is a disabled vet, he extends military discounts to any customers who are veterans or active duty members. Service to both their country and community is of utmost importance to Hamley and the Precision Mechanical team.

Precision Mechanical focuses on residential and commercial HVAC projects across the Black Hills region, including Wyoming. The company provides free consultations and estimates.

A common question that Precision Mechanical receives: Why is having a good HVAC system necessary? One reason is that having a quality HVAC system helps to increase indoor air quality and eliminate allergens like dust, dander and pollen.

"You wouldn't drink water without filtering it, so why wouldn't you filter your air?" asked Hamley. Air filters are becoming increasingly popular as people gain awareness about their necessity. Dehumidifiers are also popular, especially in East River where mold is a greater problem.

Precision Mechanical can help a family or a business determine which heating and air conditioning system works best for them – whether it's gas or electric, or a split system versus a single system. Hamley said there are pros and cons to each.

Hamley's favorite part of his career is bringing projects to fruition. For instance, the Precision Mechanical team helped build Rapid City's East Middle School.

"It's cool to be part of a building process for something that will be there for 30 years or longer," he said. "My son goes there and so will my daughters someday. It's

Continued on page 32



MED 5
FEDERAL CREDIT UNION
NMLS#798571

625 Flormann St.
Rapid City, SD 57701
605-342-7776

2300 West Main St.
Rapid City, SD 57702
605-342-7776

... talk to us about
a home loan

WE'RE THE MISSING PIECE OF YOUR PUZZLE



Dakota Castles, Inc.
DAKOTA CASTLES, INC.
A DESIGN/BUILD COMPANY

**MAKE YOUR
NEW HOME
A CASTLE!**

**Office 605.341.3945
Cell 605.391.7861
www.dakotacastles.com**



the Pella promise

We make replacing windows & doors easy!

SO MANY WAYS TO SAVE. SO LITTLE TIME.

Windows **\$35** OFF
\$150 OFF Doors

Don't Delay. Save Today!
Limited time offer.

Act now to enjoy these incredible discounts. Plus, save on home energy costs. To learn more or schedule your free, no-pressure in-home consultation:

CALL **800.520.0508**

VISIT **Your Local Pella Showroom**
2704 Plant Street Rapid City, SD



window & door replacement *Exclusively from your local Pella experts!*

Continued from page 31
wonderful contributing to the community in a long-lasting way."

Hamley is married to Kristin, a nurse at Creekside Family Clinic. They have son Logan and daughters Hollee and Joslyn.

In his free time, Hamley is passionate about outdoor activities – especially hunting, fishing, and camping with his family. The whole family enjoys being active. His son snowboards and his daughters ski.

Above all, maintaining Precision Mechanical's quality reputation is important to Hamley. "We always try to make it right for our customers, or we don't feel good at the end of the day."

The team at Precision Mechanical can be reached by calling 605-341-7618 or by visiting their website at www.precisionmechsd.com.

Modern Woodmen
FRATERNAL FINANCIAL

Teaching Aids. Securing Futures.
mwacareers.org

We're growing. You can too.

CALL ABOUT CAREER OPPORTUNITIES

Kenneth A. Beer

O: 605-716-7256

C: 605-391-7256



Mike Jankord
605-391-3918



\$235,500

- Located in Summset
- 1,190 sq. ft. on the main floor
- 3 bedrooms, 2 baths
- Main floor laundry
- Basement has an additional 1,190 sq. ft.
- Large, finished family room in LL w/bath
- Large 3 car garage
- Smartside Siding
- brick accent
- 10x12 deck off kitchen
- Covered front porch
- Upgraded garage doors
- 6 panel faux oak interior doors
- Walk-in closet in master
- 95%+ high efficiency furnace 2.5 ton A/C
- Stainless steel appliances



Molly Barari



Molly Barari is a Rapid City-based freelance writer and online marketing coordinator. In addition to Black Hills Bulder, Molly has been published in Black Hills FACES, Black Hills Woman, 605 Magazine, Horse Country Living and Yahoo! Shine. Molly loves traveling, yoga, indie music, fine art, pedicures, wine tasting and dark chocolate. She is a recent newlywed who married her husband David on Valentine's Day.

molly@michelscom.com

TOWNHOMES AT CARMEL POINT



ROSS AND
MELANIE JONES
341-6812

4121 (UNIT A) & 4123 (UNIT B) CARMEL POINT, RAPID CITY

2 bed/2 bath



\$263,500

3 bed/2 bath



\$289,500

- One Level, No Steps
- 1,539 Sq. Ft.
- Nine Foot Ceilings
- Vaulted Great Room
- 2x6 Construction
- Prefinished Hardi Siding
- Metal Soffits & Fascia
- Hurd Low-E Windows
- Covered Concrete Patio

- 90+ Efficiency Furnace/AC
- Master Bath Whirlpool
- Delta Faucets
- Raised Panel Cabinets
- Oak Raised Panel Doors
- Dishwasher & Microwave
- Landscaping Included
- Large Walk-in Pantry
- Master Sprinkler System

- 1716 Sq. Ft. Finished
- Recessed Can Lighting
- One Level, No steps
- 90+ Efficiency Furnace/AC Unit
- Nine Foot Ceilings
- 50 Gallon Hot Water Heater
- 2x6 Construction
- Delta Faucets & Kohler Toilets
- Prefinished Hardi Siding
- Built in Dishwasher/Microwave

- Metal Soffits and Fascia
- Master Bath Whirlpool Tub
- Hurd Windows
- Main Floor Laundry
- Concrete Covered Patio
- Walk-in Pantry
- Completely Landscaped
- Oak Raised Panel Doors
- Master Sprinkler System
- Natural Gas to Patio

*Photo are similar to the homes being built

RE605^{COM}

LOCAL REAL ESTATE LISTINGS...STATEWIDE EXPOSURE



FIND YOUR NEXT HOME TODAY ON RE605.COM

A MESSAGE FROM YOUR BHHBA



Caring For Your Lawn in Arid Summer Months

An Information Resource from the National Association of Home Builders

Care and patience makes the difference between a lush, healthy lawn and a coarse, brown eyesore, especially when rainfall is sparse.

Most people take pride and care in maintaining their lawns, although weather conditions often hamper even a green thumb's best efforts. And, it's not just a matter of beauty — or friendly neighborhood competition. Maintaining your home's landscape is important for property values.

According to the Oregon State University Extension Service (OSUES), many people water their lawn more than necessary. As a result, lawns have developed a reputation for using a lot of water. Instead of following a predetermined watering schedule, check the soil moisture regularly. You can then alter your schedule to better meet your lawn's needs.

To check soil moisture, the OSUES suggests inserting a screwdriver into

the soil. If it penetrates the soil easily, it is moist. If not, you know your lawn is getting dry.

During dry summers, consider watering half as much as usual. Lawns will stay mainly green, with a few brown spots, if they receive $\frac{1}{2}$ to $\frac{3}{4}$ inch of water per week. Watering once or twice a week to apply this amount of water should be sufficient.

Another option, one that home owners may be reluctant to consider, is to forgo watering altogether and allow the turf to go dormant and turn brown during the summer. If having a brown summer lawn is not your idea of compromise, here are some additional lawn care strategies from the Agronomy and Horticulture department at the University of Nebraska, Lincoln:

- Minimize fertilization. Over fertilized and over-watered lawns tend to lack the wherewithal to thrive under stress. This spells trouble during a drought

because the lawn hasn't developed a deep root system. Heavily fertilized lawns also require more water, so home owners may want to wait until fall to fertilize.

- Mow your lawn properly. A good rule of thumb for each mowing is to not take off more than one-third of the length of the grass. Mowing higher forces grass to develop and use deeper roots.

• Try mulching — even if you don't have a mulching mower. Let clippings remain on the grass. Lawns tend to lose more water and nutrients through evaporation when you remove clippings.

- If you didn't aerate your lawn in the spring, consider doing so this fall. Aeration creates small holes in the ground that allow water to soak deeper into the ground and promotes root growth.

- Maintain your lawn care equipment. Sharpen mower blades at least twice this summer. Dull blades tear grass, forcing grass to use 40 percent to 60 percent more water while it struggles to recover from stress.

- Finally, water when the sun is not at its peak, either in the early morning or around dusk. Irrigating during the day wastes water, because much of the water evaporates in the heat.

Even if your community has imposed water limits, it doesn't necessarily sentence your lawn to a long, brown summer. Follow them. Watering on alternate days can save 40 percent to 50 percent of water, and heeding these few guidelines will go a long way to helping you maintain and enjoy your lawn, even through the hot, dry summer.

For more lawn maintenance tips visit www.nahb.org/forconsumers.



REMODELING • NEW CONSTRUCTION

Aaron Crowley, Owner
810 Sycamore St.,
Rapid City, SD 57701
605.431.5883
acace2010@gmail.com

YOUR NEXT JOB DESERVES THE A.C.E.

THOUGHTFULLY DESIGNED TO MAKE YOUR LIFE **easier.**

Tankless Water Heaters



RAPID CITY
Winsupply™ www.rapidcitywinsupply.com
605-399-3990

PLUMBING • INDUSTRIAL • ELECTRICAL

Rinnai

meet your BLACK HILLS **Builder** marketing consultant

Featuring the Black Hills
Top Professionals in the
home building industry



Jessica Meza
605-430-6706
jessica@michelscom.com

Things happen. We understand.

BankWest Insurance proudly offers a comprehensive business insurance program to members of the Black Hills Home Builders Association.

- Professional Liability
- Business Auto
- Business Liability
- Builder's Risk
- Commercial Umbrella

... and more.



Lawrence Adams
Insurance Agent
605-399-4267 (Office)
605-430-6677 (Cell)
larry.adams@bankwest-sd.com



Tuscany Square • 333 Omaha St. • Rapid City
605-399-4200 • www.bankwest-sd.com
BUSINESS • LIFE • HEALTH • HOME • AUTO

Insurance products are not deposits, not FDIC insured, not insured by any federal agency, not guaranteed by any bank. This institution is an equal opportunity provider.

FEATURED
BUSINESS



WEATHER-TITE EXTERIORS: PIONEERING "HYDRO-STOP" IN RAPID CITY

Weather-Tite
EXTERIORS LLC

Christian Dietz, Owner

1927 Rushmore St., Rapid City, SD 57702

605-939-0208 • <http://wtexteriors.com>

<http://www.quest-cp.com/trusted-brands/hydrostop>





When Firehouse Brewing Co. wanted the roof for its new Firehouse Wine Cellars building to be 'weather-tite,' the popular Rapid City restaurant and pub knew where to turn: Weather-Tite Exteriors.

The locally-owned construction business – which specializes in roofing; siding; exterior construction; and restoration and remodeling projects – had just the solution for Firehouse Brewing: Hydro-Stop Premium Coat from Quest Construction Products. (<http://www.quest-cp.com/trusted-brands/hydrostop>).

"We knew Hydro-Stop would be perfect for the Firehouse," said Weather-Tite's Rapid City office owner Christian Dietz.

PremiumCoat is one of the highest quality roofing and waterproofing systems available. This flexible, U.V. resistant elastomeric compound is fully reinforced with a tough nonwoven polyester fabric designed for all roofing and flashing applications. PremiumCoat is safe to handle and requires no special equipment to install. It provides a long lasting, energy efficient surface that won't come out of warranty until you tear the

building down. When properly installed by a certified applicator, it provides a 10-year warranty that can be extended indefinitely every 10 years for the life of the building.

Weather-Tite Exteriors was contracted to give Firehouse Brewing the very first application of Hydro-Stop in Rapid City. The sealant is still fresh, as the Weather-Tite team finished the project in early July.

"Firehouse owner Bob Fuchs is a good friend of mine, so I was excited to do this

Continued on page 38



"We had been struggling for several months with our insurance claim (hail) and were extremely frustrated when we eventually contacted Christian to see if he could help us. We were relatively new to town and also keep very busy hours in the medical profession which was making it hard for us to get a handle on finding a reputable Contractor to help with what needed to be done. At the time we had a 90 sq. Cedar Shake roof that was in desperate need of replacement. We also had several skylights and windows that needed replacement. Christian was very professional, friendly and pleasant to work with as we went through several months and rounds of negotiations with our insurance company. Eventually we were able to replace our Cedar with a very nice Malarkey shingle that has been a tremendous improvement over the Cedar. We also got all the skylights and windows done too! We knew with 90 sq. of Cedar that the job was going to probably be very messy and time consuming and we were prepared for some inconvenience, especially because the way our house sits on our property, we only have a limited amount of driveway space to work with, but it ended up being far less than we would have expected. Christian's crew was organized, tidy and efficient. They kept our property surprisingly clean through-out the 5 days or so it took to get everything done. They were very good about picking up all the debris around the yard and keeping their stuff organized when they left at the end of the day and they were always hard-working when on-site. All in all we were very pleased with the manner they carried out the work and got everything done in a timely fashion. I'd definitely recommend Christian and his company to anyone and I already have! An additional side-note, Christian also helped us with a very pesky cabinetry project that we were stuck on and was certainly out of his expertise, but he got it figured out for us. We appreciate the fact that Christian is the kind of Contractor that will help us out anywhere he can even if it's not really his forte."

-Dr. Wayne & Carol Wittenberg



Continued from page 37

project for him. Hydro-Stop is very highly utilized in other parts of the country for a wide variety of commercial/industrial applications, but it's the first time we are aware of it being used in Rapid City," explained Dietz.

The project, which took around three days, involved applying the 3 layered PremiumCoat system directly to the top of the insulation layer they had installed. The final product serves as a shield, weather-proofing the building from rain, wind, hail and additional damage. According to Dietz, Hydro-Stop maintains excellent ENERGYSTAR® ratings, which means that the material is nationally recognized for its energy efficiency. "What's great about Hydro-Stop is its versatility. It's easy to apply, and it can be used alone or to repair existing roofing," said Dietz.

Hydro-Stop was developed in 1994 to offer superior waterproofing solutions for buildings of all kinds. Hydro-Stop products are designed to work side-by-side with contractors to provide tested, trusted solutions that architects, building owners and contractors can utilize for all their roofing and waterproofing project needs.

In addition to the Hydro-Stop roofing product, Weather-Tite Exteriors installs many other residential roofing systems such as: asphalt shingles, metal and stone coated steel, cedar shakes and other systems as well. Weather-Tite is also regularly involved in siding, windows, gutters & deck projects that they perform with the help of a network of independent sub-contractors. "I'd say our strength is in our meticulous attention to detail, way above typical follow up and customer communication - I tend

to over-communicate with my customers through and after the process," assured Dietz.

Dietz moved to Rapid City two years ago from Minneapolis, where he worked for the Minnesota Weather-Tite Exteriors office.

Weather-Tite originated in Green Bay, Wisconsin, in 1990. Dietz launched the Rapid City location in 2012. There are additional offices in Charlotte, NC, and Omaha, NE.

"Weather-Tite has done well because we pay careful attention to our customers' particular situations and needs," said Dietz. "Home renovation projects can be stressful for people, but we set their minds at ease, show them we genuinely care, and do everything in our power to make

them happy. We never go too fast. We value quality over quantity."

Dietz has become friends with many of his customers. "After spending a great amount of time with customers, you get to know them on a personal level and many of them become good friends in the process. I enjoy that part of the business! It's very rewarding when you are able to help someone solve a problem that they feel strongly about and you're able to connect with them outside the business as well."

Because his customers are so satisfied, Dietz receives many referrals from them. "My customers can speak to what Weather-Tite is all about: reliability, integrity, dependability, and cost-effectiveness."

When he's not working, Dietz is active in the Rapid City Chamber of Commerce, Black Hills Home Builders Association, and his church. His faith is very important to him. He also loves outdoor activities, such as hiking, biking, and golfing in the Black Hills.

Find out more about Dietz's company, Weather-Tite Exteriors, at www.wtexteriors.com. Dietz can also be reached at 605-939-0208.

Customer Testimonials for Weather-Tite Exteriors:

"I called Christian at Weather-Tite Exteriors on a Tuesday for an estimate on a new roof. Christian came by the very same day and I had an estimate that day! The following Monday Christian's crew started the job and completed it on a Wednesday, as promised. Christian and his crew at Weather-Tite Exteriors are true professionals!!! They did an outstanding job on my roof!!! I recommend Weather-Tite Exteriors for anyone who is in need of an outstanding roofing contractor!"

ANDREA BATES

"Our roof was hailed out during last years fall storm that rolled over neighborhoods near the airport. We were looking for a contractor to replace our shingles and the gutters."

"I requested bids from several roofing outfits and chose Weather-Tite because of their responsiveness to my bid request, the professionalism I observed after meeting with Christian Dietz, General Manager, and the answers Christian supplied to all the

Continued on page 40



THE KEY TO QUALITY
FOR OVER 38 YEARS WE'VE BEEN BUILDING HOUSES RIGHT.

SIEMONSMACONSTRUCTION, INC.

605-641-1691 • WWW.SDBUILDER.COM



ensignal / Premium Retailer

MICRO Solutions Computers
Sales & Service

Consistent Excellence Since 1991.

New Location: 1375 N LaCrosse
(Just across from Walmart and next door to Schlitzsky's)

Virus Removal • New & Used Sales • Repair • Upgrades
(605)341-4152 • www.msisd.com



"In the homes I build, my customers are always happy with electric water heaters and heat pumps." - Dan said

Great! We can help you move those customers up from happy to elated. The BHP Energy Efficiency Program offers money-saving rebates to homeowners who choose energy-efficient new electric heat pumps and water heaters. Your customers are our customers. So everybody come on, get happy!

©2012 • 1002_12

www.bhpsavemoney.com

Black Hills Power

INTERIOR REMODELS – EXTERIOR REMODELS – NEW CONSTRUCTION

We Handle It All So You Don't Have To



Steve Eakins, General Contractor
605-391-2013 • steve@ironcladbuilders.com
www.ironcladbuilders.com





AETech

Electrical Training Center

*"Your Source for your Electrical Training,
From the First year Apprentice to the Master Electrician"*

Electrical Apprenticeship Training	Journeyman Exam Prep
Master/Contractor Exam Prep	Continuing Education Classes
Electrical Safety Classes	OSHA - Training Program

(605) 342-9088 ElectricianClass.com





TURN A SUMMER HOT SPOT INTO A COOL COMFORT ZONE.



COOLING & HEATING

Bring cool comfort to any room... without wasted energy or noise.

AMERICA'S #1 SELLING BRAND OF QUIETLESS

www.mitsubishielectric.com



JD's EQUIPMENT SERVICE

HEATING • AIR CONDITIONING • REFRIGERATION

www.jdsequipmentservice.com

7090 Daisy Drive
Black Hawk, SD 57718
(605) 716-1366



Continued from page 39

questions I asked. After accepting the quote they were on-site (6:30 AM!) on the day they committed to. They completed the roof in about a day and a half. They used high quality materials (Malarkey) for the job and not what was on sale at the local contractors desk. Our home did not have an ice shield because we live outside city limits. We were unaware and Christian explained the need for this component. They went ahead and installed it even though it was not included in the insurance estimate. Thankfully our insurance reimbursed them for those additional costs. They did a good job keeping the job site clean. It is to be expected to find a few nails here and there around the perimeter of the house. Don't expect to find zero or you will be disappointed. Christian worked with our insurance company for everything and that was a non-event for us. It can be very windy out here and we had a few cap shingles that blew off shortly after the install. They stand by their work with a warranty and were immediately out to repair those shingles. I would highly recommend them and will use them in the future."

BRANDON OLSON

Molly Barari



Molly Barari is a Rapid City-based freelance writer and online marketing coordinator. In addition to Black Hills Builder, Molly has been published in Black Hills FACES, Black Hills Woman, 605 Magazine, Horse Country Living and Yahoo! Shine. Molly loves traveling, yoga, indie music, fine art, pedicures, wine tasting and dark chocolate. She is a recent newlywed who married her husband David on Valentine's Day.

molly@michelscom.com



2013 BHHBA RAFFLE CALENDARS

A GREAT PRIZE EVERY WEEK!

Raffle entries cost \$20
for each entry

12 Guns • 12 iPads
28 Cash Prizes
\$2,500 Cash Drawing
in December!

Even if you win, your name
stays in every drawing, you
could win again!

Call the BHHBA for more info
(605)348-7850

2013 BHHBA Calendar



Prizes Given Out Weekly!

**Pick Up YOUR
Calendars Today!**

We build a full line of
quality, handcrafted
outdoor wood furniture.

(605) 209-8466

3448 Sturgis Road, Rapid City or www.redbarn-woodworking.com

**RED
BARN
WOODWORKING**



**Call for your
free estimate!**

- Owner Operated
- Free Estimates
- Fiber Glass
- Spray Foam

605-390-7494 • allproinsulation@knology.net

The wholesale source for the world's finest materials



Showroom hours:
Monday thru Friday
8:00 a.m. to 5:00 p.m.

774 Industrial Ave. Rapid City, SD 57703

**SYVERSON
TILE & STONE**

Toll Free: 877-794-8453

Local: (605) 348-6003

PROJECT AT A GLANCE



Keeping **AWAY** Summer Pests



Citronella Candles

RATINGS:

On a scale of 1-10
1 being the low end

Difficulty	1
Time	2
Artistic Ability	1
Cost	1

SUPPLIES & TOOLS NEEDED

Cans/Pails
Candle Wax . . . \$15.99
Candle Wax coated wicks w/
metal base . . . \$3.49
Citronella scent or
citronella tiki oil . . . \$8.84
Natural string/sisal . . \$5.98
Glue gun
Double boiler
Pencils
Funnel
Scissors
Lighter



TO LEARN HOW TO SPONSOR THIS ARTICLE

Contact Jessica Meza at 605-430-6706
or email her at jessica@michelscom.com





Hot glue the bottom of the metal disk to the bottom of your container.



Cut up your wax block and melt in the double boiler. Add scent when completely melted.

I thought about what I would write this month while sitting in my backyard with my dog. It hit me...literally. Well actually I hit myself trying to squash a bug, but all the same, that is when I thought, "a citronella project!" With the wet spring we've had here, there are bound to be those pesky mosquitos buzzing around when you would like to enjoy the outdoors in the evening. Making citronella candles can help aid in

keeping them at bay and help to keep your guests from heading for the bay. After realizing candles would be a great subject to write about, I quickly ran inside and researched how to make your own citronella candles. There are a plethora of websites that can help you with the process. The one that I find most useful is Pinterest. Yes, I am a Pinterest junkie and have pinned many more DIY projects for future use while researching this one.

After reading the step-by-step instructions on the candles, I went on my journey to find my supplies.

I was thrilled when I found that I can make candles out of soup cans and tin pails. It was time for me to go through my pantry for expired foods anyway! I found a few different sized cans and even had some tin pails from family trips to the

Continued on page 44

BLACK HILLS
Builder

WE'RE on

FACEBOOK!



www.facebook.com/BlackHillsBuilder



Cut the wick and decorate.



A funnel helps pour the wax into the containers. Using a pencil will hold the wick straight while the wax dries.

Continued from page 43
zoo to feed the animals. The great thing about this particular project is I know that if we ever eat soup or feed those animals again, I've got another container to make more candles. It's a win, win! I took the labels off the cans and cleaned up the "gummy stuff". Don't forget to save those Box Tops and Labels for Education labels off certain brands and hand them into a local school. I guess that makes this project a win, win, win!

Then it was onward to the local craft stores. Believe me, I was all over town! I found that it was hard to find citronella oil in local stores so I finally opted to use the citronella oil that is used in torches and oil candles (and readily available). The waxed wicks, wax and natural sisal string was easily found.

Now that I had my supplies, I enlisted the help of my husband and 5-year old daughter. We are a pretty crafty family, so they were more than willing and eager to help. My husband cut up the block of wax into smaller portions so they would melt quicker. We started heating up the double boiler to a nice rolling boil. While

the double boiler was heating up, I hot glued the metal bottoms of the waxed wicks into the center of the bottom of the tin cans and pails.

Once completed, we started putting the wax chunks into our now ready double boiler.

They melted rather

quickly. Once completely melted, we added our citronella scented oil to the mix. We poured a hefty portion of the oil into our mixture. If you are a little more sensitive to the smell, a little less would still do the trick.

Continued on page 46



Horse Country Living

Deb Black • 605-390-3410 • deb@michelscom.com

www.horsecountrylivinginfo.com




605-673-2720 • WWW.JORGENSENLOGHOMES.COM • 800-568-4146

email: jloghomes@gwtc.net • Pleasant Valley Rd., Custer, SD

STEVE REFFEY

Photography



REAL ESTATE • WEDDINGS • SENIORS • FAMILIES

www.SteveReffeyPhotography.com • 605.484.0045





(605) 716-5590



Shannon Schad Design & Construction, LLC.

Continued from page 44

Once the wax is completely melted, be prepared to pour that wax into your containers with your funnel. We had good luck using a medium sized funnel and putting the waxed wick in the center of it while pouring the melted wax through the funnel and into the container. I held the wick against the side of the funnel while my husband poured the wax and daughter took the pictures. See, it really is a family affair! Once we had all the containers filled, I grabbed the pencils and wrapped the wicks around them to keep the wick centered in the container. If you wrap the wick multiple times around the pencil and set the pencil on top of the container, it will help keep the wick straight. If you have a void in the middle of the candle where your wick is, you can melt more wax and pour it in the void to make it level.

We allowed the candles to cool overnight and then trimmed the wicks to about an inch long the following day. The natural sisal was a great complement to the shiny tin exterior of the cans and was an easy way to dress them up. I wrapped the sisal around the soup cans three or four times and tied it in a bow. My husband even got creative and completely covered a can with the sisal. He said it gives it that "tiki look". I personally think he just wants to "feel" like he's at the beach in the backyard, but hey, who doesn't?

Once completed, we put our candles to the test. We lit them and enjoyed a beautiful South Dakota summer evening once we finally got past the rain. Remember when you first light your candles to let them burn so there is a large enough pool of melted wax to cover the entire top of the candle. This will help ensure an easier light and longer usage out of the candle.

Enjoy your next bug free night! 🦋

Judee Klemm is the Creative Director for Michels Communications Corporation. When she isn't working on the multiple publications Michels produces, she is very involved with her daughter, Taylor's school as secretary of the PTO, Box Tops Coordinator and Room Parent. Judee's husband, Casey, is an avid DIYer and all around great guy who deals with far too much estrogen on a daily basis. In the past year, they have become doggie parents to a high-spirited Siberian Husky, Nala.

WE'RE ONLINE!

- Local stories
- Local photos
- Test Drives
- Feature Businesses
- Calendar of Area Events
- Show Us Your Ride

...Come Visit Us! 510 N. Washington, STE 100, Sioux Falls, SD 57101

...The Magazine for Motor Enthusiasts!

TheMotorMarket.com



Comfort Air
— Heating & Air Conditioning —

**Service & Support Provided by
Affordable Service & Repair, LLC**

**2534 Emerson Lane
Rapid City, SD 57701
605-343-3520
Contact Bill or Chad**

**American
Standard**
HEATING & AIR
CONDITIONING



Setting you apart from all the others.



Contact us today for:

E-commerce | SEM | SEO | Social Marketing
Web Strategies | Programming | Design
Unparalleled Customer Service | Results

For more information go to
RobertSharpAssociates.com



Robert Sharp & Associates
Advertising & Marketing Professionals

3615 Canyon Lake Drive, Ste. 1 | Rapid City, SD 57702 | 605.341.5226 | RobertSharpAssociates.com



C A M B R I A®

friends will envy you for eating at home



Dining in is fashionable,
enjoyable and enviable in
a great kitchen. Get a free
sink when your new kitchen
includes a Cambria countertop.

kitchentune-up®

333 Omaha Street #1
605-388-8863
kitchentuneup.com

Minimum purchase of 30 sq. ft. required.
Offer expires August 31, 2013.

SHIREBROOK™ Waterstone Collection™



**FAMILY OWNED
AMERICAN MADE**